



Elementary E-Learning Plan

E-Learning Expectations will be discussed during October conferences. Devices for 4-6th grade students will be sent home the day before impending weather for students who have paid the technology fee. Those who have not paid the fee will work from the packets. Packets will be distributed during conferences and an additional link will be posted on the district website the day before inclement weather in case packet has become lost. No new content will be taught during an E-Learning day. All material will be a review of skills that have been taught.

PreK-Kindergarten:

- Packets (3 days of work) for Preschool and (5 days for Kindergarten) to be sent home during conferences in October with parents.
- Parent Signs and returns the following day for students to be counted as present during an e-learning day.

1st Grade-3rd Grade:

- Packet (5 days of work) to be sent home during conferences in October with parents. Parent Signs and returns the following day for students to be counted as present during an e-learning day.
- 20 minutes of on level reading and response.

4th- 6th Grade:.

- Packet (5 days of work) to be sent home during conferences in October with parents. Parent Signs and returns the following day for students to be counted as present during an e-learning day.
- 20 minutes of on level reading and response.

EL/Title/Sped:

- K-6 will have work included in the packet they take home.
- Special Education Students may have adapted work to complete instead of the classroom packet. Casemanagers and classroom teachers will decide which students need the adaptations.

PE/Music:

- Activities students can do independently will be included in the packet.

Band/Choir

- Instruments will also be sent home before inclement weather.
- Assignments

All staff will be required to send a grade- level note to parents clarifying the E-learning expectations during conferences. Teachers will include their email and school phone number during the school day for students and parents to reach out with questions.

Teacher office hours availability via- google classroom, zoom, email, or phone will follow a teacher 2 hour late schedule- 9:30- 3:00 with a lunch hour from 12:00-1:00pm.



Elementary E-Learning Plan

22-23 School Year

Dear Preschool Parents and Guardians,

This year it has been decided that all classes (pre-K-6) will participate in e-learning days by completing the attached work “packets” and returning it completed with a parent/guardian signature the next school day. This is how we will be marking attendance for the school day.

Attached you will find five days worth of work for your student to complete on e-learning days ONLY. Please only complete one day's worth of work on an e-learning day, ei. Day 1 work to be completed on e-learning day number one, Day 2 work to be completed on e-learning day number two, etc. Please do NOT complete all the packets on the first e-learning day.

Included in the packet of work is review of skills your student has seen before in reading and math. If any questions arise while you are working with your student, your student’s teacher is available via phone, or email until 3:30p.m. Please do not hesitate to reach out and ask questions.

Becky Ditterich 320-329-8368 ext 1126 bditterich@rcw.k12.mn.us

Laura Zimmer 320-329-8368 ext 1139 lzimmer@rcw.k12.mn.us

Pre-K Ditterich and Zimmer's Preschool Activity Calendar

<https://docs.google.com/document/d/1XqrvtjPhR0soTxIA466B83woYXKA-SkLzMLpaLm4Lkk/edit>

- Bingo Sheets (in link above) were provided to your child during Fall Conferences

Kvaal: ECSE Students (<https://mn02202583.schoolwires.net/Page/1989>)

- Bingo Sheets were provided to your child
- Please see website for additional copies and directions



Elementary E-Learning Plan

22-23 School Year

Dear Bright Beginning Preschool Parents and Guardians,

This year it has been decided that all classes (pre-K-6) will participate in e-learning days by completing the attached work “packets” and returning it completed with a parent/guardian signature the next school day. This is how we will be marking attendance for the school day.

Attached you will find two days worth of work for your student to complete on e-learning days ONLY. Please do NOT complete all the work on the first e-learning day. Pick three different tasks to do each e-learning day, sign the bottom and send that portion back to school.

If any questions arise while you are working with your student, your student’s teacher is available via phone, or email until 3:30p.m. Please do not hesitate to reach out and ask questions.

Thank you

Katie Dahl 320-329-8368 ext 1130 kdahl@rcw.k12.mn.us

 **Snow Day-e learning activities**



Elementary E-Learning Plan

22-23 School Year

Dear Kindergarten Parents and Guardians,

This year it has been decided that all classes (K-6) will participate in e-learning days by completing the attached work “packets” and returning it completed with a parent/guardian signature the next school day. This is how we will be marking attendance for the school day.

Attached you will find five days worth of work for your student to complete on e-learning days ONLY. Please only complete one day's worth of work on an e-learning day, ei. Day 1 work to be completed on e-learning day number one, Day 2 work to be completed on e-learning day number two, etc. Please do NOT complete all the packets on the first e-learning day.

Included in the packet of work is review of skills your student has seen before in reading and math. If any questions arise while you are working with your student, your student’s teacher is available via phone or email until 3:30 p.m. Please do not hesitate to reach out and ask questions.

Hunter Steffel 320-329-8368 ext. 1128 hsteffel@rcw.k12.mn.us

Mallarie Mertens 320-329-8368 ext. 1022 mmertens@rcw.k12.mn.us

Tara Tongen 320-329-8368 ext. 1111 ttongen@rcw.k12.mn.us



Kindergarten E-learning Packet

Day 1

Date: _____

Independent Reading	<input type="checkbox"/> 10 minutes read to self <input type="checkbox"/> Read a book with a silly voice
SEL Social Skills	<u>Staring Contest</u> Many children have trouble maintaining eye contact in conversation. A staring contest can help kids make and keep eye contact in a way that allows them to focus on that task, rather than trying to communicate simultaneously. If your child still feels uncomfortable, you can start smaller. Place a sticker on your forehead for them to look at and then build toward having a conversation.
Reading Work	<u>Penguin Beginning Sounds</u>
Math Work	<u>Winter Kids Counting On</u>
Music	Color, draw, or do a craft while listening to your favorite music.
PE	McGill: 10 minutes of exercise (jumping jacks, toe touchers, sit-ups, push-ups and jog in place)
English Language Work (Mrs. Marcus)	<u>"5 Seconds" Game</u>
Letter Work (Mrs. Elfering)	Find something in your house that starts with a, m, t, and p. Draw them below.

Parent Signature: _____



Kindergarten E-learning Packet

Day 2

Date: _____

Independent Reading	<input type="checkbox"/> 10 minutes read to self <input type="checkbox"/> Read a rhyming book
SEL Social Skills	<u>Roll the Ball</u> It's never too early to start building social skills, and a game of roll the ball suits children as young as toddlers. Kids take turns rolling a ball back and forth between them, laying the foundation for other social skills. Kids learn to carry this skill into taking turns in conversation or when doing joint activities. They also learn self-control by aiming the ball toward their friend and rolling it hard enough to reach them yet with limited force.
Reading Work	<u>Snowman Letters</u>
Math Work	<u>Snowman Ten Frames</u>
Music	Find something you can use as a drum and echo rhythm patterns with a partner.
PE	McGill: 10 minutes of exercise (jumping jacks, toe touchers, sit-ups, push-ups and jog in place). Other activities: Shovel Snow, build snowman/snow fort, or other activities outside.
English Language Work (Mrs. Marcus)	<u>"5 Seconds" Game</u>
Letter Work (Mrs. Elfering)	Find something in your house that starts with o, n, c, and d.

Parent Signature: _____



Kindergarten E-learning Packet

Day 3

Date: _____

Independent Reading	<input type="checkbox"/> 10 minutes read to self <input type="checkbox"/> Read a book to a stuffed animal
SEL Social Skills	<u>Expression Mimicking</u> When you play this game with your child, you're teaching social skills with expressions. Mimicking your expressions allows your child to understand what certain expressions mean and recognize them when others make them in real conversations. When kids with social challenges learn to read facial expressions, they become more comfortable in situations involving them.
Reading Work	<u>Mitten Rhymes</u>
Math Work	<u>Hot Chocolate Addition</u>
Music	Find things around the house to tap or shake (gently!) that can be an instrument.
PE	McGill: 10 minutes of exercise (jumping jacks, toe touchers, sit-ups, push-ups and jog in place). Other activities: Shovel Snow, build snowman/snow fort, or other activities outside.
English Language Work (Mrs. Marcus)	<u>"5 Seconds" Game</u>
Letter Work (Mrs. Elfering)	Find something in your house that starts with u, s, g, and h. Draw a picture of them. Sound out how to spell them and label your picture.

Parent Signature: _____



Kindergarten E-learning Packet

Day 4

Date: _____

Independent Reading	<input type="checkbox"/> 10 minutes read to self <input type="checkbox"/> Build a fort then read a book inside your fort
SEL Social Skills	<u>Simon Says</u> Simon Says builds social skills for kids' self-control, listening and impulse control as they copy their peers' movements and follow instructions. It also helps keep the attention on the game and rewards good behavior for those who follow the rules throughout the game.
Reading Work	<u>Winter Syllables Clap It</u>
Math Work	<u>Winter Measure</u>
Music	Play or sing 2 songs, 1 fast and 1 slow, while you pat, clap or tap the steady beat.
PE	McGill: 10 minutes of exercise (jumping jacks, toe touchers, sit-ups, push-ups and jog in place). Other activities: Shovel Snow, build snowman/snow fort, or other activities outside.
English Language Work (Mrs. Marcus)	<u>"5 Seconds" Game</u>
Letter Work (Mrs. Elfering)	Find something in your house that starts with i, f, b, and l. Draw a picture of them. Sound out how to spell them and label your picture.

Parent Signature: _____



Kindergarten E-learning Packet

Day 5

Date: _____

Independent Reading	<input type="checkbox"/> 10 minutes read to self <input type="checkbox"/> Read a book about your favorite character
SEL Social Skills	<u>Topic Game</u> You can play several variations of the topic game, but the most common one involves choosing a topic and naming things that fit into that category using each letter of the alphabet. For example, if you choose animals as the topic, you might come up with: A: Aardvark B: Baboon C: Chicken The topic game teaches kids to stick to one subject and follow directions until they complete the activity. It also helps them make connections and get creative with letters that have fewer options.
Reading Work	<u>Ice Fishing for Letters</u>
Math Work	<u>Winter Friends Extend the Pattern: Cut and Paste</u>
Music	Play 2 songs that make you want to dance, then dance your heart out to the music.
PE	McGill: 10 minutes of exercise (jumping jacks, toe touchers, sit-ups, push-ups and jog in place). Other activities: Shovel Snow, build snowman/snow fort, or other activities outside.
English Language Work (Mrs. Marcus)	<u>"5 Seconds" Game</u>
Letter Work (Mrs. Elfering)	Find something in your house that starts with e, r, w, and k and draw a picture of them. Sound out how to spell them and label your picture.

Parent Signature: _____



Elementary E-Learning Plan

Dear First Grade Parents and Guardians,

This year it has been decided that all classes (K-6) will participate in e-learning days by completing the attached work “packets” and returning it completed with a parent/guardian signature the next school day. This is how we will be marking attendance for the school day.

Attached you will find five days worth of work for your student to complete on e-learning days ONLY. Please only complete one day's worth of work on an e-learning day, ei. Day 1 work to be completed on e-learning day number one, Day 2 work to be completed on e-learning day number two, etc. Please do NOT complete all the packets on the first e-learning day.

Included in the packet of work is review of skills your student has seen before in reading and math. If any questions arise while you are working with your student, your student’s teacher is available via phone, or email until 3:30p.m. Please do not hesitate to reach out and ask questions.

Barb Kronlokken
Ashley Novotny
Kaitlyn Swanson

bkronlokken@rcw.k12.mn.us
anovotny@rcw.k12.mn.us
kswanson@rcw.k12.mn.us

Have fun learning today!



First Grade E-learning Packet

Day 1

Date: _____

Name: _____

<p>Independent Reading</p>	<p><input type="checkbox"/> 10 minutes read to self <input type="checkbox"/> 10 minutes read to self <input type="checkbox"/> Write about the following prompt:</p> <p>Today I would like to _____ _____ _____</p>
<p>SEL Social Skills</p>	<p>Tell someone in your house about a rule we have at school and why you follow it. Draw a picture of the rule and write a sentence to explain your picture.</p>
<p>Reading Work</p>	<p>Find a word that you don't know, you think sounds funny, or you don't know what it means and write it down.</p> <p>Word : _____</p> <p>What I think it looks like. _____</p> <p>What I think it means: _____ _____</p>

<p>Math Work</p>	<p>Draw a picture to solve the following word problems and then write an equation in the space below.</p> <p><i>Jon has Four apples. Sarah has 5 apples. How many apples do they have all together?</i></p> <p><i>Ellen has 10 apples. She gives four apples to Jerry. How many apples does Ellen have left?</i></p>
<p>Music</p>	<p>Color the "Everything is Ducky" page using the dynamic shown for each color. everything-is-ducky-dynamics-worksheet.pdf</p>
<p>PE</p>	<p>Mc Gill: 10 min of exercise(jumping jacks, toe touchers, sit-ups, push-ups, and jog in place.</p>
<p>English Language Work (Mrs. Marcus)</p>	<p><u>"5 Seconds" Game</u></p>
<p>Letter Work (Mrs. Elfering)</p>	<p>How many CVC (Consonant, Vowel, Consonant) words can you make with the letters a, c, d, f, h, m, n, t, and x? (ex. had)</p>

Parent Signature _____



First Grade E-learning Packet

Day 2

Date: _____

Name:

Independent Reading	<input type="checkbox"/> 10 minutes read to self <input type="checkbox"/> 10 minutes read to self <input type="checkbox"/> Write about the following prompt: In the Winter I like to____.
SEL Social Skills	Tell someone in your family what you would do if someone dropped their sweatshirt at recess.
Reading Work	Find seven different items in your house and try your best to sound out and spell each item.
Math Work	Write your doubles facts from 0-10 and then 5 near doubles facts in the space below.

Music	Complete the Mystery Musical Sounds Scavenger Hunt. 📎 Musical Sounds Scavenger Hunt - K-2.pdf
PE	Mc Gill: 10 min of exercise(jumping jacks, toe touchers, sit-ups, push-ups, and jog in place.
English Language Work (Mrs. Marcus)	<u>"5 Seconds" Game</u>
Letter Work (Mrs. Elfering)	How many CVC (Consonant, Vowel, Consonant) words can you make with the letters b, d, e, g, l, m, n, p, t, and w? (ex. peg)

Parent Signature _____




First Grade E-learning Packet

Day 3

Date: _____

Name: _____

Independent Reading	<input type="checkbox"/> 10 minutes read to self <input type="checkbox"/> 10 minutes read to self <input type="checkbox"/> Write about the following prompt: I am special because_____ _____.
SEL Social Skills	Tell someone in your family what makes you unique. Then ask them what makes them unique. Write the answers below.
Reading Work	Read a picture story to someone. Draw what happened in the beginning, middle, and end on the sheet of paper in this packet.
Math Work	Write the addition facts that equal ten with turn around facts in the space below:
Music	Color the Burger & Fries Dynamics page.  Burger and Fries Dynamics.pdf <i>pp=very soft p=soft mp=moderately soft mf=moderately loud f=loud ff=very loud <=gradually get louder >=gradually get softer</i>
PE	Mc Gill: 10 min of exercise(jumping jacks, toe touchers, sit-ups, push-ups, and jog in place.
English Language Work (Mrs. Marcus)	<u>"5 Seconds" Game</u>
Letter Work (Mrs. Elfering)	How many CVC (Consonant, Vowel, Consonant) words can you make with the letters b, d, g, h, i, n, p, s, and t? (ex. dig)

Parent Signature _____



First Grade E-learning Packet

Day 4

Date: _____ Name:

Independent Reading	<input type="checkbox"/> 10 minutes read to self <input type="checkbox"/> 10 minutes read to self <input type="checkbox"/> Write about the following prompt: I like to _____.
SEL Social Skills	Share with someone in your house what you are thankful for. I am thankful for _____ because _____ _____
Reading Work	Read a book and find five spelling words or sight words and write them down.
Math Work	Draw a picture to solve the following word problems and then write an equation in the space below. <i>Steve has 8 pencils. He gave 3 pencils to Marlin. How many pencils does he have left?</i>

	<i>Patty has 6 fish. She got some more fish. Now she has 10 fish. How many fish does Patty have now?</i>
Music	Complete A Song a Day! W A song a day!.docx Do 3 of the activities.
PE	Mc Gill: 10 min of exercise(jumping jacks, toe touchers, sit-ups, push-ups, and jog in place.
English Language Work (Mrs. Marcus)	"5 Seconds" Game
Letter Work (Mrs. Elfering)	How many CVC (Consonant, Vowel, Consonant) words can you make with the letters c, d, g, h, m, o, p, and t? (ex. top)

Parent Signature _____



First Grade E-learning Packet

Day 5

Date: _____

Name: _____

Independent Reading	<input type="checkbox"/> 10 minutes read to self <input type="checkbox"/> 10 minutes read to self <input type="checkbox"/> Write about the following prompt: My family likes to ____.
SEL Social Skills	Tell someone in your house about a time that you felt worried.
Reading Work	Read a story with a family member and then tell them the main idea and the characters in the story. Then draw a picture of your favorite character. Main Idea: _____ Characters: _____
Math Work	Make a picture using geometric shapes (circle, square, triangle and rectangle) on the space below:

Music	Choose a row of activities to complete from the I am a Musician! Activity Board. W I'm a musician! Activity Board.docx
PE	Mc Gill: 10 min of exercise(jumping jacks, toe touchers, sit-ups, push-ups, and jog in place.
English Language Work (Mrs. Marcus)	"5 Seconds" Game
Letter Work (Mrs. Elfering)	How many CVC (Consonant, Vowel, Consonant) words can you make with the letters b, c, g, h, m, n, p, t, and u? (ex. cup)

Parent Signature _____



Elementary E-Learning Plan

Dear Second Parents and Guardians,

This year it has been decided that all classes (K-6) will participate in e-learning days by completing the attached work “packets” and returning it completed with a parent/guardian signature the next school day. This is how we will be marking attendance for the school day.

Attached you will find five days worth of work for your student to complete on e-learning days ONLY. Please only complete one day's worth of work on an e-learning day, ei. Day 1 work to be completed on e-learning day number one, Day 2 work to be completed on e-learning day number two, etc. Please do NOT complete all the packets on the first e-learning day.

Included in the packet of work is review of skills your student has seen before in reading and math. If any questions arise while you are working with your student, your student’s teacher is available via phone, or email until 3:30p.m. Please do not hesitate to reach out and ask questions.

Laura Rosen
Austin Bulthuis

320.329.8368 x1127
320.329.8368 x1208


lrosen@rcw.k12.mn.us
abulthuis@rcw.k12.mn.us



Second Grade E-learning Packet

Day 1

Date: _____

Independent Reading	<input type="checkbox"/> 10 minutes read to self <input type="checkbox"/> 10 minutes read to self <input type="checkbox"/> Written activity
SEL Social Skills	Write down 5 ways you can be respectful at home. Then share them with an adult.
Reading Work	Choose a favorite book or use your library book.(If you don't have a book to read at home you may go onto YouTube or Epic and find a story there) Read it, or have someone read it to you. Complete the Answer Questions worksheet for the book. Practice your spelling words.
Math Work	Complete the 2 digit addition worksheet as well as the money worksheet.
Music	Complete the Musical Codes worksheet. Label each note either so, la, or mi. <i>Hint: the first note is so, the last note is mi.</i>  Musical Codes.pdf
PE- Mr. Kramer	Do our "WARM-UP". 1 minute and thirty second run. If you can't run outside, run in place. 15 Jumping Jacks, 15 pushups, 15 sit ups. After the warm up, use whatever resources you have available to get 20 minutes of vigorous movement in. If you have a treadmill, you can walk/run on that. If you are able to walk/run with someone outside, do that. Shoveling snow is a great workout. If you have a weight set, you can work out with weights. If you don't have any resources inside, and can't get outside, do our "WARM-UP" 3 different times throughout the day and you will meet our PE requirements.
English Language Work (Mrs. Marcus)	"5 Seconds" Game

Letter Work (Mrs. Elfering)	How many CVC (Consonant, Vowel, Consonant) words can you make with the letters a, c, d, f, h, m, n, t, and x? (ex. had)


Parent Signature_____



Second Grade E-learning Packet

Day 2

Date: _____

Independent Reading	<input type="checkbox"/> 10 minutes read to self <input type="checkbox"/> 10 minutes read to self <input type="checkbox"/> Written activity
SEL Social Skills	Write down 5 ways you listen to your parents. Then listen to your parents and help them with 2 chores.
Reading Work	Choose a favorite book or use your library book.(If you don't have a book to read at home you may go onto YouTube or Epic and find a story there) Read it, or have someone read it to you. Complete the Character worksheet for the book. Practice your spelling words.
Math Work	Complete the clock and two digit subtraction worksheets.
Music	Complete the Musical Instruments Crossword Puzzle.  Musical Instruments Crossword (student).pdf
PE- Mr. Kramer	Do our "WARM-UP". 1 minute and thirty second run. If you can't run outside, run in place. 15 Jumping Jacks, 15 pushups, 15 situps. After the warm up, use whatever resources you have available to get 20 minutes of vigorous movement in. If you have a treadmill, you can walk/run on that. If you are able to walk/run with someone outside, do that. Shoveling snow is a great workout. If you have a weight set, you can work out with weights. If you don't have any resources inside, and can't get outside, do our "WARM-UP" 3 different times throughout the day and you will meet our PE requirements.
English Language Work (Mrs. Marcus)	"5 Seconds" Game

Letter Work (Mrs. Elfering)	How many CVC (Consonant, Vowel, Consonant) words can you make with the letters b, d, e, g, l, m, n, p, t, and w? (ex. peg)
------------------------------------	---------------------------------------------------------------------------------------------------------------------------------------


Parent Signature _____



Second Grade E-learning Packet

Day 3

Date: _____

Independent Reading	<input type="checkbox"/> 10 minutes read to self <input type="checkbox"/> 10 minutes read to self <input type="checkbox"/> Written activity
SEL Social Skills	Write 3 things you do while you are at home and how they make you feel. (Ex. Playing a game makes me happy.)
Reading Work	Choose a favorite book or use your library book.(If you don't have a book to read at home you may go onto YouTube or Epic and find a story there) Read it, or have someone read it to you. Complete the Story Structure worksheet for the book. Practice your spelling words.
Math Work	Complete the addition word problems and adding 3 digit numbers .
Music	Read about the guitar, then write short answers to the questions.  guitar-facts.pdf
PE- Kramer	Do our "WARM-UP". 1 minute and thirty second run. If you can't run outside, run in place. 15 Jumping Jacks, 15 pushups, 15 sit ups. After the warm up, use whatever resources you have available to get 20 minutes of vigorous movement in. If you have a treadmill, you can walk/run on that. If you are able to walk/run with someone outside, do that. Shoveling snow is a great workout. If you have a weight set, you can work out with weights. If you don't have any resources inside, and can't get outside, do our "WARM-UP" 3 different times throughout the day and you will meet our PE requirements.

English Language Work (Mrs. Marcus)	<u>“5 Seconds” Game</u>
Letter Work (Mrs. Elfering)	How many CVC (Consonant, Vowel, Consonant) words can you make with the letters b, d, g, h, i, n, p, s, and t? (ex. dig)

Parent Signature _____



Second Grade E-learning Packet

Day 4

Date: _____

Independent Reading	<input type="checkbox"/> 10 minutes read to self <input type="checkbox"/> 10 minutes read to self <input type="checkbox"/> Written activity
SEL Social Skills	Write down three things that make you angry and three ways you can help make you feel better.
Reading Work	Choose a favorite book or use your library book.(If you don't have a book to read at home you may go onto YouTube or Epic and find a story there) Read it, or have someone read it to you. Complete the Story Structure (Beginning, middle, end) worksheet for the book. Practice your spelling words.
Math Work	Complete subtraction word problems worksheet.
Music	Complete the Percussion Family Crossword Puzzle. 📄 Percussion Family Crossword Puzzle.pdf Answers: Bass Drum Castanets Chimes Cymbals Glockenspiel Gong Guiro Maracas Snare Drum Tambourine Timpani Triangle Xylophone

PE- Kramer	<p>Do our "WARM-UP". 1 minute and thirty second run. If you can't run outside, run in place. 15 Jumping Jacks, 15 pushups, 15 situps.</p> <p>After the warm up, use whatever resources you have available to get 20 minutes of vigorous movement in. If you have a treadmill, you can walk/run on that. If you are able to walk/run with someone outside, do that. Shoveling snow is a great workout. If you have a weight set, you can work out with weights. If you don't have any resources inside, and can't get outside, do our "WARM-UP" 3 different times throughout the day and you will meet our PE requirements.</p>
English Language Work (Mrs. Marcus)	<u>"5 Seconds" Game</u>
Letter Work (Mrs. Elfering)	How many CVC (Consonant, Vowel, Consonant) words can you make with the letters c, d, g, h, m, o, p, and t? (ex. top)


Parent Signature _____



Second Grade E-learning Packet

Day 5

Date: _____

Independent Reading	<input type="checkbox"/> 10 minutes read to self <input type="checkbox"/> 10 minutes read to self <input type="checkbox"/> Written activity
SEL Social Skills	<p>Write a letter to someone telling them why you are thankful for them.</p> <p>Dear _____,</p>
Reading Work	<p>Choose a favorite book or use your library book.(If you don't have a book to read at home you may go onto YouTube or Epic and find a story there) Read it, or have someone read it to you. Draw a picture of your favorite part of the story and tell me what happened. Practice your spelling words.</p>
Math Work	Complete the word problem review worksheet.
Music	<p>Read about Mexican Music and answer the short questions.</p> <p> mexican-music-facts.pdf</p>

PE- Kramer	<p>Do our "WARM-UP". 1 minute and thirty second run. If you can't run outside, run in place. 15 Jumping Jacks, 15 pushups, 15 sit ups.</p> <p>After the warm up, use whatever resources you have available to get 20 minutes of vigorous movement in. If you have a treadmill, you can walk/run on that. If you are able to walk/run with someone outside, do that. Shoveling snow is a great workout. If you have a weight set, you can work out with weights. If you don't have any resources inside, and can't get outside, do our "WARM-UP" 3 different times throughout the day and you will meet our PE requirements.</p>
English Language Work (Mrs. Marcus)	<u>"5 Seconds" Game</u>
Letter Work (Mrs. Elfering)	How many CVC (Consonant, Vowel, Consonant) words can you make with the letters b, c, g, h, m, n, p, t, and u? (ex. cup)

Parent Signature _____



Elementary E-Learning Plan

Dear Third Grade Parents and Guardians,

This year it has been decided that all classes (K-6) will participate in e-learning days by completing the attached work “packets” and returning it completed with a parent/guardian signature the next school day. This is how we will be marking attendance for the school day.

Attached you will find five days worth of work for your student to complete on e-learning days ONLY. Please only complete one day's worth of work on an e-learning day, ei. Day 1 work to be completed on e-learning day number one, Day 2 work to be completed on e-learning day number two, etc. Please do NOT complete all the packets on the first e-learning day.

Included in the packet of work is review of skills your student has seen before in reading and math. If any questions arise while you are working with your student, your student's teacher is available via phone, or email until 3:30p.m. Please do not hesitate to reach out and ask questions.

Mandy Zetah

mzetah@rcw.k12.mn.us

329-8368 EXT. 1105

Reese Marks

rmarks@rcw.k12.mn.us


329-8368 EXT. 1102

Thank you, and have a great e-learning day!

Third Grade E-learning Packet

Day 1

Date: _____

<p>Independent Reading</p>	<p><input type="checkbox"/> 10 minutes read to self in your library book or with a book you have at home.</p> <p><input type="checkbox"/> Written activity:</p> <ul style="list-style-type: none"> - Think about the book you read for 'read to self' time. What is the Author's Purpose for writing it? Is it written to Persuade, Inform, or Entertain? Write your answer down in your notebook using this sentence starter: <ul style="list-style-type: none"> • The Author's purpose for writing this book is to_____. I know this because_____.
<p>SEL Social Skills</p>	<p><input type="checkbox"/> Think of an "at home" scenario where you may need to use self talk before you respond. Write your scenario and the self talk you would use, in your notebook.</p> <ul style="list-style-type: none"> - Ex. You are trying to read and your sibling is distracting you by talking loudly/screaming. You might use self talk and say, "Focus your attention on the book" to stay on task.
<p>Reading Work</p>	<p><input type="checkbox"/> Review finding key details and identifying the main idea with the following Quick Check passages:</p> <ul style="list-style-type: none"> - Determine Main Idea of a Text - Recount Key Details of a Text <p><input type="checkbox"/> Review Spelling words (word lists were sent home Friday or can be found through email/seesaw from Friday's class Newsletter)</p>
<p>Math Work</p>	<p><input type="checkbox"/> Subtraction Practice Review Students should practice and review subtraction. Problems will include regrouping.</p>
<p>Music</p>	<p>Complete Note Value Review 1.  Note Value Review 1.pdf</p>
<p>PE - Johnson</p>	<p>Do our "WARM-UP". 1 minute and thirty second run. If you can't run outside, run in place. 15 Jumping Jacks, 15 pushups, 15 sit ups.</p> <p>After the warm up, use whatever resources you have available to get 20 minutes of vigorous movement in. If you have a treadmill, you can walk/run on that. If you are able to walk/run with someone outside, do that. Shoveling snow is a great workout. If you have a weight set, you can work out with weights. If you don't have any resources inside, and can't get outside, do our "WARM-UP" 3 different times throughout the day and you will meet our PE requirements.</p>
<p>English Language Work (Mrs. Marcus)</p>	<p>"5 Seconds" Game</p>
<p>Letter Work (Mrs.</p>	<p>Think of or find (in a book, magazine, etc.) 5 short a words and 5 long a</p>

Elfering)	words. (Ex. Short a- man, ran; Long a- mane, rain)
------------------	-------------------------------------------------------

Parent Signature _____

Third Grade E-learning Packet

Day 2

Date: _____

<p>Independent Reading</p>	<p><input type="checkbox"/> 10 minutes read to self in your library book or with a book you have at home.</p> <p><input type="checkbox"/> 10 minutes read to self in your library book or with a book you have at home.</p> <p><input type="checkbox"/> Written activity:</p> <ul style="list-style-type: none"> - Think about the book you read for ‘read to self’ time. What is the setting of this story or chapter? Explain how you know and give evidence from the text to support your answer. <ul style="list-style-type: none"> • The setting of this story or chapter is_____. I know this because in the book I read _____.
<p>SEL Social Skills</p>	<p><input type="checkbox"/> Think of an “at home” scenario where you may need to focus your attention. Write your scenario and the skills for learning (self talk, listen, etc.) you will use to focus your attention.</p> <ul style="list-style-type: none"> - Ex. Your parent is giving you directions for a chore that needs to be done at home, while you are playing on your ipad. You might pause what you are doing, make eye contact and use self-talk to focus attention and hear directions.
<p>Reading Work</p>	<p><input type="checkbox"/> Review Asking/Answering questions with the following Quick Check passages:</p> <ul style="list-style-type: none"> - <u>Ask Questions to Demonstrate Understanding of a Text</u> - <u>Answer Questions Using Text References to Demonstrate Understanding of a Text</u> <p><input type="checkbox"/> Review Spelling words (word lists were sent home Friday or can be found through email/seesaw from Friday’s class Newsletter)</p>
<p>Math Work</p>	<p><input type="checkbox"/> <u>Addition and subtraction mixed operation review</u> Practice addition and subtraction intermixed. Make sure to read the sign before you solve it!</p>
<p>Music</p>	<p>Complete Note Value Review 2. 📄 <u>Note Value Review 2.pdf</u></p>
<p>PE - Johnson</p>	<p>Do our “WARM-UP”. 1 minute and thirty second run. If you can’t run outside, run in place. 15 Jumping Jacks, 15 pushups, 15 sit ups.</p> <p>After the warm up, use whatever resources you have available to get 20 minutes of vigorous movement in. If you have a treadmill, you can walk/run on that. If you are able to walk/run with someone outside, do that. Shoveling snow is a great workout. If you have a weight set, you can work out with weights. If you don’t have any resources</p>


	inside, and can't get outside, do our "WARM-UP" 3 different times throughout the day and you will meet our PE requirements.
English Language Work (Mrs. Marcus)	<u>"5 Seconds" Game</u>
Letter Work (Mrs. Elfering)	Think of or find (in a book, magazine, etc.) 5 short e words and 5 long e words. (Ex. Short e-bet, men; Long e-beat, mean)

Parent Signature_____

Third Grade E-learning Packet

Day 3

Date: _____


Independent Reading	<ul style="list-style-type: none"><input type="checkbox"/> 10 minutes read to self in your library book or with a book you have at home.<input type="checkbox"/> 10 minutes read to self in your library book or with a book you have at home.<input type="checkbox"/> Written activity:<ul style="list-style-type: none">- Think about the book you read for 'read to self' time. What has been your favorite part of the story so far? Why? Write your response in your notebook.<ul style="list-style-type: none">• My favorite part so far of the story I am reading was when _____ because _____.
SEL Social Skills	<ul style="list-style-type: none"><input type="checkbox"/> Think of an "at home" scenario where you may need to be assertive to ask for what you want/need in a respectful way. Write your scenario and what you would say in an assertive way, in your notebook.<ul style="list-style-type: none">- Ex. You are watching a movie and a sibling keeps trying to talk to you while you really want to focus. You might say in a respectful way with eye contact and a clear strong voice, "I hear you and I really want to watch my movie right now, can I talk with you later?"
Reading Work	<ul style="list-style-type: none"><input type="checkbox"/> Review recounting the story and identifying the lesson, or moral with the following Quick Check passages:<ul style="list-style-type: none">- Recount the Story- Identify Central Message, Lesson, Moral<input type="checkbox"/> Review Spelling words (word lists were sent home Friday or can be found through email/seesaw from Friday's class Newsletter)
Math Work	<ul style="list-style-type: none"><input type="checkbox"/> Multiplication review Students will make repeated addition into multiplication problems and then multiplication problems into addition. Students will also solve 1 problem with the array method.
Music	Complete Note Value Review 3.  Note Value Review 3.pdf
PE - Johnson	<p>Do our "WARM-UP". 1 minute and thirty second run. If you can't run outside, run in place. 15 Jumping Jacks, 15 pushups, 15 sit ups.</p> <p>After the warm up, use whatever resources you have available to get 20 minutes of vigorous movement in. If you have a treadmill, you can walk/run on that. If you are able to walk/run with someone outside, do that. Shoveling snow is a great workout. If you have a weight set, you can work out with weights. If you don't have any resources inside, and can't get outside, do our "WARM-UP" 3 different times throughout the day and you will meet our PE requirements.</p>

English Language Work (Mrs. Marcus)	<u>"5 Seconds" Game</u>
Letter Work (Mrs. Elfering)	Think of or find (in a book, magazine, etc.) 5 short i words and 5 long i words. (Ex. Short i-bit, lit; Long i-bite, light)

Parent Signature _____

Third Grade E-learning Packet

Day 4 **Date:** _____

<p>Independent Reading</p>	<p><input type="checkbox"/> 10 minutes read to self in your library book or with a book you have at home.</p> <p><input type="checkbox"/> Written activity:</p> <ul style="list-style-type: none"> - Think about the book you read for ‘read to self’ time. How would you compare yourself to one of the characters in your book? Write your response in your notebook. <ul style="list-style-type: none"> • I am the same as the character in my book because _____. I am different from the character in my book because_____.
<p>SEL Social Skills</p>	<p><input type="checkbox"/> Think of an “at home” scenario where you may need to use self talk before you respond. Write your scenario and the self talk you would use, in your notebook.</p> <ul style="list-style-type: none"> - Ex. You are trying to read and your sibling is distracting you by talking loudly/screaming. You might use self talk and say, “Focus your attention on the book” to stay on task.
<p>Reading Work</p>	<p><input type="checkbox"/> Review recounting the story and identifying the lesson, or moral with the following Quick Check passages:</p> <ul style="list-style-type: none"> - Recount the story - Identify Central Message, Lesson, Moral <p><input type="checkbox"/> Review Spelling words (word lists were sent home Friday or can be found through email/seesaw from Friday’s class Newsletter)</p>
<p>Math Work</p>	<p><input type="checkbox"/> Multiplication practice</p>
<p>Music</p>	<p>Complete Note Value Review 4.  Note Value Review 4.pdf</p>
<p>PE - Johnson</p>	<p>Do our “WARM-UP”. 1 minute and thirty second run. If you can’t run outside, run in place. 15 Jumping Jacks, 15 pushups, 15 sit ups.</p> <p>After the warm up, use whatever resources you have available to get 20 minutes of vigorous movement in. If you have a treadmill, you can walk/run on that. If you are able to walk/run with someone outside, do that. Shoveling snow is a great workout. If you have a weight set, you can work out with weights. If you don’t have any resources inside, and can’t get outside, do our “WARM-UP” 3 different times throughout the day and you will meet our PE requirements.</p>
<p>English Language Work (Mrs. Marcus)</p>	<p>“5 Seconds” Game</p>
<p>Letter Work (Mrs. Elfering)</p>	<p>Think of or find (in a book, magazine, etc.) 5 short o words and 5 long o words.</p>

	(Ex. Short o-got, not ; Long o-goat, note)
--	--------------------------------------------


Parent Signature _____



Third Grade E-learning Packet

Day 5

Date: _____

Independent Reading	<ul style="list-style-type: none"><input type="checkbox"/> 10 minutes read to self in your library book or with a book you have at home.<input type="checkbox"/> Written activity:<ul style="list-style-type: none">- Think about the book you read for ‘read to self’ time. Make a picture in your mind of what you read and draw it in your notebook (with lots of details)! Describe your picture using 1-2 complete sentences.<ul style="list-style-type: none">• I pictured _____ in my head because in the book it said_____.
SEL Social Skills	<ul style="list-style-type: none"><input type="checkbox"/> Think of an “at home” scenario where you may need to show empathy. Write your scenario and how you would show empathy, in your notebook.<ul style="list-style-type: none">- Ex. Your sibling falls down when playing outside and scrapes their knee. You might say to them, “oh no, that really hurt you! It's ok, I fell too once and I got better quickly with a band-aid and an ice pack.”
Reading Work	<ul style="list-style-type: none"><input type="checkbox"/> Review finding key details and identifying the main idea with the following Quick Check passages:<ul style="list-style-type: none">- Explain How Key Details Support the Main Idea of a Text(The Three Sisters)- Explain How Key Details Support the Main Idea of a Text(Leaping Ants)<input type="checkbox"/> Review Spelling words (word lists were sent home Friday or can be found through email/seesaw from Friday’s class Newsletter)
Math Work	<ul style="list-style-type: none"><input type="checkbox"/> Multiplication Word Problem Practice Students should solve these word problems with some strategies that we have practiced if needed.
Music	<p>Complete the Puzzling Patterns page, and play the rhythms!</p> <p> Puzzling Patterns.pdf</p>
PE - Johnson	<p>Do our “WARM-UP”. 1 minute and thirty second run. If you can’t run outside, run in place. 15 Jumping Jacks, 15 pushups, 15 sit ups.</p> <p>After the warm up, use whatever resources you have available to get 20 minutes of vigorous movement in. If you have a treadmill, you can walk/run on that. If you are able to walk/run with someone outside, do that. Shoveling snow is a great workout. If you have a weight set, you can work out with weights. If you don’t have any resources inside, and can’t get outside, do our “WARM-UP” 3 different times throughout the day and you will meet our PE requirements.</p>

English Language Work (Mrs. Marcus)	<u>"5 Seconds" Game</u>
Letter Work (Mrs. Elfering)	Think of or find (in a book, magazine, etc.) 5 short u words and 5 long u words. (Ex. Short u-cub, hug ; Long u-cube, huge)

Parent Signature _____



Elementary E-Learning Plan

Dear Fourth Grade Parents and Guardians,

This year it has been decided that all classes (K-6) will participate in e-learning days by completing the attached work “packets” and returning it completed with a parent/guardian signature the next school day. This is how we will be marking attendance for the school day.

Attached you will find five days worth of work for your student to complete on e-learning days ONLY. Please only complete one day's worth of work on an e-learning day, ei. Day 1 work to be completed on e-learning day number one, Day 2 work to be completed on e-learning day number two, etc. Please do NOT complete all the packets on the first e-learning day.

Included in the packet of work is review of skills your student has seen before in reading and math. If any questions arise while you are working with your student, your student’s teacher is available via phone, or email until 3:30p.m. Please do not hesitate to reach out and ask questions.

Thank you.

Maci Markfort

mmarkfort@rcw.k12.mn.us

320-329-8368 ex. 1108 or (515)-468-7758

Jiana Robertsdahl

jrobertsdahl@rcw.k12.mn.us


320-329-8368 ex. 1216



Fourth Grade E-learning Packet

Day 1

Date: _____


Independent Reading	<input type="checkbox"/> 10 minutes read to self/Epic! <input type="checkbox"/> Writing activity
SEL Social Skills	What does respect look like at home? <ul style="list-style-type: none">- Create a list of “rules” on how to be respectful at home<ul style="list-style-type: none">- We did this together in the classroom- what are the “rules” of respect at home?
<u>Reading Work</u>	Word Work: <ul style="list-style-type: none">- Lesson #19: Word Stories Reading: <ul style="list-style-type: none">- Lesson #7 Main Idea & Detail- Lesson #8 Recalling Details- ELA #1.0<ul style="list-style-type: none">- Comparing Story Elements- Read & Respond to Fiction
<u>Math Work</u>	Daily Word Problems <ul style="list-style-type: none">- Week #1 Days 1-4 Math Skill: <ul style="list-style-type: none">- Lesson #4.6: Multiplication Review/Practice
Music	Complete the Color That Note! Worksheet.  color-that-note-treble-clef-c-position.pdf
PE	Mc Gill: 20 min of exercise (stretching, sit-ups, and push ups) and workout (walk, jog, run, shovel snow, clean room, and vacuum)
<u>English Language Work</u> <u>(Mrs. Marcus- EL)</u>	<u>“5 Seconds” Game</u>

Parent Signature _____



Fourth Grade E-learning Packet

Day 2 Date: _____

Independent Reading	<input type="checkbox"/> 10 minutes read to self/Epic! <input type="checkbox"/> Writing activity
SEL Social Skills	What is empathy? - Write about a situation in which you have had to be empathetic towards another peer (person) at home, school, church, etc.
<u>Reading Work</u>	Word Work: - Lesson #13: Content Words: Math Reading: - Lesson #9 Inferencing/Drawing Conclusions - ELA 1.0 Read and Respond to Nonfiction - “Play Ball” Reading & Comprehension Questions
<u>Math Work</u>	Daily Word Problems: - Week #2 Day 1-4 Lesson 4.7: Multiplying 2-digit X 2-digit
Music	Complete the Codebreaker! Worksheet.  codebreaker-treble-clef.pdf
PE- McGill	Mc Gill: 20 min of exercise (stretching, sit-ups, and push ups) and workout (walk, jog, run, shovel snow, clean room, and vacuum)
<u>English Language Work</u> <u>(Mrs. Marcus- EL)</u>	<u>“5 Seconds” Game</u>


Parent Signature _____



Fourth Grade E-learning Packet

Day 3

Date: _____

Independent Reading	<input type="checkbox"/> 10 minutes read to self/Epic! <input type="checkbox"/> Writing activity
SEL Social Skills	Listening with attention - Draw a picture of YOU in the classroom- label parts- what does it look like to be listening with attention?
<u>Reading Work</u>	Word Work: - Lesson #12: Blends Reading: - Lesson #11: Parts of a Story - Lesson #12 Fiction - ELA 2.0: Responding to Literature - ELA 3.0: Identifying Text Features
<u>Math Work</u>	Daily Word Problem: - Week #3 Day 1-4 Math: - Lesson #4.8: Multiplying 3-digit X 2-digit
Music	Complete the Musical Spelling Bee worksheet.  musical-spelling-bee-tc.pdf
PE- McGill	Mc Gill: 20 min of exercise (stretching, sit-ups, and push ups) and workout (walk, jog, run, shovel snow, clean room, and vacuum)
<u>English Language Work</u> <u>(Mrs. Marcus- EL)</u>	<u>“5 Seconds” Game</u>


Parent Signature _____



Fourth Grade E-learning Packet

Day 4

Date: _____

Independent Reading	<input type="checkbox"/> 10 minutes read to self/Epic! <input type="checkbox"/> Writing activity
SEL Social Skills	Being Assertive <ul style="list-style-type: none">- Pretend you were pushed at recess.<ul style="list-style-type: none">- Write an assertive statement (come back) to being pushed at recess.<ul style="list-style-type: none">- Remember being assertive means using words NOT physical actions
<u>Reading Work</u>	Word Work: <ul style="list-style-type: none">- Lesson #5 Compound Words Reading: <ul style="list-style-type: none">- Reading Practice Test: Part #2- Fiction- ELA 3.0 Evaluating Information
<u>Math Work</u>	Daily Word Problems: <ul style="list-style-type: none">- Week #4 Day 1-4 Math: <ul style="list-style-type: none">- Lesson #4.9 Multiplication Practice
Music	Complete the Name That Tune worksheet.  name-that-tune-worksheet.pdf
PE- McGill	Mc Gill: 20 min of exercise (stretching, sit-ups, and push ups) and workout (walk, jog, run, shovel snow, clean room, and vacuum)
<u>English Language Work</u> <u>(Mrs. Marcus- EL)</u>	<u>“5 Seconds” Game</u>


Parent Signature _____



Fourth Grade E-learning Packet

Day 5

Date: _____

Independent Reading	<input type="checkbox"/> 10 minutes read to self/Epic! <input type="checkbox"/> Writing activity
SEL Social Skills	Respecting similarities and differences - Can we be friends if we are so different? - Compare you and your friends-- write a statement about HOW can you still be friends even though you are SO different
<u>Reading Work</u>	Reading: - Reading Practice Test Part #3: Nonfiction - ELA 3.0- Determining Meaning using Content - "Quick Feet and a Big Heart" Reading and Comprehension
<u>Math Work</u>	Daily Word Problems: - Lesson 4.10- Problem Solving Math: - "Check What You Learned" Multiplying through 3-digits by 2-digits
Music	Complete the "Star Wars" ledger line worksheet.  Star Wars Color-by-Note.pdf
PE- McGill	Mc Gill: 20 min of exercise (stretching, sit-ups, and push ups) and workout (walk, jog, run, shovel snow, clean room, and vacuum)
<u>English Language Work</u> <u>(Mrs. Marcus- EL)</u>	<u>"5 Seconds" Game</u>

Parent Signature _____



Elementary E-Learning Plan

Dear Fifth Grade Parents and Guardians,

This year it has been decided that all classes (K-6) will participate in e-learning days by completing the attached work “packets” and returning it completed with a parent/guardian signature the next school day. This is how we will be marking attendance for the school day.

Attached you will find five days worth of work for your student to complete on e-learning days ONLY. Please only complete one day's worth of work on an e-learning day, ei. Day 1 work to be completed on e-learning day number one, Day 2 work to be completed on e-learning day number two, etc. Please do NOT complete all the packets on the first e-learning day.

Included in the packet of work is review of skills your student has seen before in reading and math. Please make sure they are using 5th grade level sentences when writing. If any questions arise while you are working with your student, your student’s teacher is available via phone, or email until 3:30p.m. Please do not hesitate to reach out and ask questions.

Thank you,

Kristi Wagner

kwagner@rcw.k12.mn.us

320.894.5813

James Johnson


jjohnson@rcw.k12.mn.us





Fifth Grade E-learning Packet

Day 1

Date: _____

Independent Reading	<input type="checkbox"/> 10 minutes read to self <input type="checkbox"/> Written activity: Complete the page Text Questioning for the story that you read to self for 10 minutes.
SEL- social skills	Empathy & Respect: Complete the provided worksheet on Empathy & Respect.
Reading Work	Homophones: are words that sound the same but are spelled differently and have a different meaning. Follow the directions and complete Homophones, Mix & Match, & All Abroad.
Math Work 	Prime Factorization: Complete the pages Quick Math Review and Fluency Practice. You should only spend 2 minutes on each page even if you don't finish. The page What's the Questions is a fun way to make you think. Some examples of how to get an answer of 33 would be $30+3$, 3×11 , and $3 \times 10 + 3$. You must complete Factor Trees. Finding Factor Pairs is optional and is an extra challenge to you. To find all the prime factors of any number, we can use a factor tree. To start the factorization process, simply write the number as a product (as a multiplication) in any way you like (except $1 \times$ the number). That gives you two "branches". Then factor the numbers you get from that, repeatedly, until you only have primes. At that point, we "pick" the "leaves", or the prime factors, and then write the number's prime factorization. It doesn't matter how you START the factoring process, by starting the factorization of 36.
Science	Let's Experiment: Page 1 explains the process of doing an experiment. Pages 2 and 3 are for you to fill out REASONABLE answers on what you think would happen if you did the experiment in real life.

Social	<p>My State: Use a resource you have at home (internet, encyclopedia, your parents knowledge, or another reliable source) to fill out the information on My State for questions 1-10. If you truly do not have access to a reliable source, make up your own state and answer the questions.</p> <p>On the My _____ Flag page, you are going to design your own flag and tell me about it by answering the questions.</p>
Music	<p>Complete the word/note spelling sheet, using whole notes to spell the words.  Word/Note Spelling.pdf</p>
PE	<p>Do our “WARM-UP”. 1 minute and thirty second run. If you can’t run outside, run in place. 15 Jumping Jacks, 15 pushups, 15 situps.</p> <p>After the warm up, use whatever resources you have available to get 20 minutes of vigorous movement in. If you have a treadmill, you can walk/run on that. If you are able to walk/run with someone outside, do that. Shoveling snow is a great workout. If you have a weight set, you can work out with weights. If you don’t have any resources inside, and can’t get outside, do our “WARM-UP” 3 different times throughout the day and you will meet our PE requirements.</p>
English Language Development (Miss Rossow)	<p><u>LSRW Bingo</u></p>
Band	<p>Link:  5th Band Elearning Packet.pdf</p> <p>Everyone:</p> <ul style="list-style-type: none"> • Use the practice log for a practice session. Try to practice for 30 minutes.


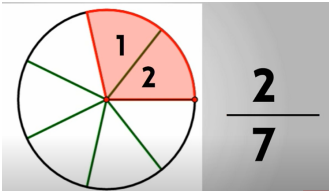
Parent Signature _____





Fifth Grade E-learning Packet

Day 2

Date: _____

<p>Independent Reading</p>	<p><input type="checkbox"/> 10 minutes read to self</p> <p><input type="checkbox"/> Written activity: Complete the page Making Connections for the story that you read to self for 10 minutes.</p>
<p>SEL- social skills</p>	<p>Active Listening: Complete the provided worksheet on Active Listening.</p>
<p>Reading Work</p> 	<p>Prepositional Phrase: A prepositional phrase connects an object to the preposition. For example, how can you describe this kitten's relationship to the computer? You could describe the image this way: The crazy kitten is on the computer. In this sentence, the prepositional phrase is 'on the computer.'</p> <p>An adverb is a word that describes how an action is carried out. An adjective is a describing word.</p> <p>Use this information to complete the Detective Work & Pigging it Out pages.</p>
<p>Math Work</p> 	<p>Fractions: Complete the pages Quick Math Review and Fluency Practice for math warm-ups. You should only spend 2 minutes on each page even if you do not complete them.</p> <p>The page What's the Questions is a fun way to make you think. Some examples of how to get an answer of 18 would be 15+3, 3x6, and 2x5+8.</p> <p>You must complete Fraction Review. Fraction Ordering is optional and is an extra challenge to you. When you are filling in each pie, you are going to color in the number of pieces that is listed on the top half of the fraction. The bottom number tells you how many pieces the pie is divided into.</p>
<p>Science</p>	<p>Changes to the Earth's Surface: Use the Changes to the Earth's Surface reference sheet to help you fill out the Changes to the Earth's Surface worksheet. There is an answer for each blank on the sheet.</p>
<p>Social</p>	<p>Supply vs. Demand:</p>

	<p>Supply is the amount of goods available, and demand is how badly people want a good or service. Factors like seasons and popularity affect supply and demand, and prices can change with changes in demand. As the price increases, supply also increases while demand decreases. Then there is the opposite; as the price drops supply production usually decreases while demand grows.</p> <p>An example of high demand and low supply is if a crop of tomatoes were destroyed. An example of low demand and high supply is when they release a new version of a playstation, the old playstation goes down in price. Complete all three pages that say Supply vs. Demand.</p>
<p>Music</p>	<p>Complete the “Matching - Notes and Rests I” sheet.  Matching Notes and Rests I.pdf</p>
<p>PE</p>	<p>Do our “WARM-UP”. 1 minute and thirty second run. If you can’t run outside, run in place. 15 Jumping Jacks, 15 pushups, 15 situps.</p> <p>After the warm up, use whatever resources you have available to get 20 minutes of vigorous movement in. If you have a treadmill, you can walk/run on that. If you are able to walk/run with someone outside, do that. Shoveling snow is a great workout. If you have a weight set, you can work out with weights. If you don’t have any resources inside, and can’t get outside, do our “WARM-UP” 3 different times throughout the day and you will meet our PE requirements.</p>
<p>English Language Development (Miss Rossow)</p>	<p><u>LSRW Bingo</u></p>
<p>Band</p>	<p>Link:  5th Band Elearning Packet.pdf</p> <p>Everyone:</p> <ul style="list-style-type: none"> ● Label the counting of rhythms on the last page. Compare how those rhythms relate to what we play from the book. ● Use the practice log for a practice session. Try to practice for 30 minutes.

Parent Signature _____





Fifth Grade E-learning Packet

Day 3

Date: _____

Independent Reading	<input type="checkbox"/> 10 minutes read to self <input type="checkbox"/> Written activity: Complete the page I Can See it Now worksheets for the story that you read to self for 10 minutes.
SEL- social skills	Being Assertive: Complete the provided worksheet on Being Assertive.
Reading Work	Idioms: An idiom is a phrase in which the meaning of each word separately does not tell you what the idiom means. In other words, the words in the phrase mean something more than each word in it. Complete pages Say What?, Idiom Matching, and My Favorite Idiom.
Math Work	Reading Graphs: Complete the pages Quick Math Review and Fluency Practice for math warm-ups. You should only spend 2 minutes on each page even if you do not complete them. The page What's the Questions is a fun way to make you think. Some examples of how to get an answer of 50 would be $47+3$, 2×25 , and $4 \times 9 + 5$. You must complete Reading Line Plots. Fill-In-The-Graph is optional and is an extra challenge to you. When you are reading the line plot, each X about the number presents 1 and the unit is listed under the line plot. Remember all together means addition.
Science	Animal Research Report: Use the information you were given to fill out about the Great White Panada to fill out the Animal Research Report worksheet. If there are questions you can not find the answers to, that is fine to leave them blank but please make sure that you have actually looked for them. If you would like to do a report on an animal other than the Panda, that is fine but you will need to make sure that you are using a reliable resource.

Social	<p>Conservation: Complete the pages Pollution, Land Use & Conservation, & Reduce, Reuse, Recycle!</p>
Music	<p>Complete the “Time Signatures - 4/4” sheet.  Time Signatures 4/4.pdf</p>
PE	<p>Do our “WARM-UP”. 1 minute and thirty second run. If you can’t run outside, run in place. 15 Jumping Jacks, 15 pushups, 15 situps.</p> <p>After the warm up, use whatever resources you have available to get 20 minutes of vigorous movement in. If you have a treadmill, you can walk/run on that. If you are able to walk/run with someone outside, do that. Shoveling snow is a great workout. If you have a weight set, you can work out with weights. If you don’t have any resources inside, and can’t get outside, do our “WARM-UP” 3 different times throughout the day and you will meet our PE requirements.</p>
English Language Development (Miss Rossow)	<p><u>LSRW Bingo</u></p>
Band	<p>Link:  5th Band Elearning Packet.pdf</p> <p>Percussion:</p> <ul style="list-style-type: none"> • Complete #1-9 of the treble clef and bass clef worksheets below. <p>Treble Clef:</p> <ul style="list-style-type: none"> • Complete the “Musical Words - Treble Clef 1.” <p>Bass Clef:</p> <ul style="list-style-type: none"> • Complete the “Musical Words - Bass Clef 1.” <p>Everyone:</p> <ul style="list-style-type: none"> • Use the practice log for a practice session. Try to practice for 30 minutes. Use the worksheet to make sure you are playing the right notes.

Parent Signature _____





Fifth Grade E-learning Packet

Day 4

Date: _____

Independent Reading	<input type="checkbox"/> 10 minutes read to self <input type="checkbox"/> Written activity: Complete the page Just the Gist and Just a Photo worksheets for the story that you read to self for 10 minutes.
SEL- social skills	Predicting Feelings: Complete the provided worksheet on Predicting Feelings .
Reading Work	Fixer Upper Sentences: You are going to look for editing errors on the pages Fixer Upper Sentences and More Fixing to Do .
Math Work	Word Problems: Complete the pages Quick Math Review and Fluency Practice for math warm-ups. You should only spend 2 minutes on each page even if you do not complete them. The page What's the Questions is a fun way to make you think. Some examples of how to get an answer of 100 would be $97+3$, 4×25 , and $3 \times 40 - 20$. Complete Word Problem Solving Strategies . Remember when you are working on the problems, make sure that you are figuring out what the question is asking for and what operations they are asking you to perform.
Science	What is Force: Complete the pages What is Force , Movement by Force #1 , & #2 . Force is a push or a pull on an object that is caused by an interaction with another object. Forces influence objects that are at rest or that are already in motion.
Social	My Culture: Complete the pages My Culture by interviewing a member of your family.

Music	Complete the “Rests” sheet.  Rests.pdf
PE	<p>Do our “WARM-UP”. 1 minute and thirty second run. If you can’t run outside, run in place. 15 Jumping Jacks, 15 pushups, 15 situps.</p> <p>After the warm up, use whatever resources you have available to get 20 minutes of vigorous movement in. If you have a treadmill, you can walk/run on that. If you are able to walk/run with someone outside, do that. Shoveling snow is a great workout. If you have a weight set, you can work out with weights. If you don’t have any resources inside, and can’t get outside, do our “WARM-UP” 3 different times throughout the day and you will meet our PE requirements.</p>
English Language Development (Miss Rossow)	<u>LSRW Bingo</u>
Band	<p>Link:  5th Band Elearning Packet.pdf</p> <p>Percussion:</p> <ul style="list-style-type: none"> • Complete the “All Notes” section of each treble clef and bass clef worksheets below. <p>Treble Clef:</p> <ul style="list-style-type: none"> • Complete the “Note Reading Worksheet” for treble clef. <p>Bass Clef:</p> <ul style="list-style-type: none"> • Complete the “Note Reading Worksheet” for bass clef. <p>Everyone:</p> <ul style="list-style-type: none"> • Use the practice log for a practice session. Try to practice for 30 minutes.

Parent Signature _____





Fifth Grade E-learning Packet

Day 5

Date: _____

Independent Reading	<input type="checkbox"/> 10 minutes read to self <input type="checkbox"/> Written activity: Complete the page What's the Main Idea? for the story that you read to self for 10 minutes.
SEL- social skills	Accepting Differences: Complete the provided worksheet on Accepting Differences .
Reading Work	Fill in the Blank: Complete the pages Fill in the Blank & Homophone Pairs . Remember homophones are words that sound the same but are spelt differently.
Math Work	Symmetry: Complete the pages Quick Math Review and Fluency Practice for math warm-ups. You should only spend 2 minutes on each page even if you do not complete them. The page What's the Questions is a fun way to make you think. Some examples of how to get an answer of 54 would be $51+3$, 3×18 , and $5 \times 10 + 4$. You must complete Correct or Not , Symmetry in Shapes , and Symmetry in Objects . Make it Symmetrical is optional and is an extra challenge to you. Symmetry is when one shape becomes exactly like another if you flip, slide, or turn it. The imaginary line separating two mirror images is called line of symmetry
Science	Earth: Complete the page Questions about Earth worksheet. You can use the Facts about Earth worksheet to answer the questions.
Social	Citizenship: Complete the pages Rights of Citizens , Responsibilities of Citizens , and Citizenship Now .
Music	Complete the "Rhythmic Equations II" sheet.

	<p> Rhythmic Equations II.pdf</p>
PE	<p>Do our “WARM-UP”. 1 minute and thirty second run. If you can’t run outside, run in place. 15 Jumping Jacks, 15 pushups, 15 situps.</p> <p>After the warm up, use whatever resources you have available to get 20 minutes of vigorous movement in. If you have a treadmill, you can walk/run on that. If you are able to walk/run with someone outside, do that. Shoveling snow is a great workout. If you have a weight set, you can work out with weights. If you don’t have any resources inside, and can’t get outside, do our “WARM-UP” 3 different times throughout the day and you will meet our PE requirements.</p>
English Language Development (Miss Rossow)	<p><u>LSRW Bingo</u></p>
Band	<p>Link:  5th Band Elearning Packet.pdf</p> <p>Everyone:</p> <ul style="list-style-type: none"> • Find something fun to play! Use the practice log for a practice session. Try to practice for 30 minutes.

Parent Signature _____



Elementary E-Learning Plan

Dear Sixth Grade Parents and Guardians,

This year it has been decided that all classes (K-6) will participate in e-learning days by completing the attached work “packets” and returning it completed with a parent/guardian signature the next school day. This is how we will be marking attendance for the school day.

Attached you will find five days worth of work for your student to complete on e-learning days ONLY. Please only complete one day's worth of work on an e-learning day, ei. Day 1 work to be completed on e-learning day number one, Day 2 work to be completed on e-learning day number two, etc. Please do NOT complete all the packets on the first e-learning day.

Included in the packet of work is review of skills your student has seen before in reading and math. If any questions arise while you are working with your student, your student's teacher is available via phone, or email until 3:30p.m. Please do not hesitate to reach out and ask questions.

Mr. Willick Contact Info.

E-mail: ewillick@rcw.k12.mn.us

Phone: (262) 955-4025

Mr. Campos Contact Info

E-Mail: bcampos@rcw.k12.mn.us

Phone: (218) 791-9468

Ms. Rachel Ebbers Contact Info:

E-mail: rebbers@rcw.k12.mn.us

Phone: (507) 676-6738

Mrs. Danette Hendrickson

E-Mail: dhendrickson@rcw.k12.mn.us

Phone (320) 894-9161



Sixth Grade E-learning Packet

Day 1

Date: _____

Independent Reading	<input type="checkbox"/> 10 minutes read to self <input type="checkbox"/> 10 minutes read to self <input type="checkbox"/> Written activity
SEL- social skills	A Maturity Checklist
Reading Work	Snow Day Lesson 1 The ToSEEC paragraph model.
Math Work	Complete Review Day 1 in Packet
Science	Science Packet 1: Engineering Process - Complete the entire packet and turn in to Ms. Ebbers when you return to school.
Social	Social Packet: Map Skills -Complete Map Skills packet and turn in to Mr. Campos when you return to school.
Music	Complete the word/note spelling sheet, using whole notes to spell the words. Word/Note Spelling.pdf
PE	Mc Gill: 30 min workout (Stretching, walk, jog, run, shovel snow, clean room, vacuum).
English Language Development (Miss Rossow)	LSRW Bingo
Band	Link: 6th Band Elearning Packet.pdf Everyone: <ul style="list-style-type: none">• Label the counting of rhythms on the next to last page. Compare how those rhythms relate to what we play from in class.• Use the practice log for a practice session. Try to practice for 30

	minutes.
--	----------

Parent Signature _____



Sixth Grade E-learning Packet

Day 2 Date: _____

Independent Reading	<input type="checkbox"/> 10 minutes read to self <input type="checkbox"/> 10 minutes read to self <input type="checkbox"/> Written activity
SEL- social skills	<u>Role Plays: Kindness & Truth</u>
Reading Work	<u>Snow Day Lesson 2</u> Transitional words and phrases.
Math Work	Complete Review Day 2 in Packet Day 2 - math.pdf
Science	<u>Science Packet 2: Types of Engineers</u> - Complete the entire packet and turn in to Ms. Ebbers when you return to school.
Social	<u>Social Packet: Map Skills</u> -Complete Map Skills packet and turn in to Mr. Campos when you return to school.
Music	Complete the “Matching - Notes and Rests I” sheet. Matching Notes and Rests I.pdf
PE	Mc Gill: 30 min <u>workout</u> (Stretching, walk, jog, run, shovel snow, clean room, vacuum).
English Language Development (Miss Rossow)	<u>LSRW Bingo</u>
Band	Link: 6th Band Elearning Packet.pdf Everyone: <ul style="list-style-type: none"> • Compose a rhythm on the last page. The instructions are at the bottom of the previous page.

- Use the practice log for a practice session. Try to practice for 30 minutes.




Parent Signature _____




Sixth Grade E-learning Packet

Day 3

Date: _____

Independent Reading	<input type="checkbox"/> 10 minutes read to self <input type="checkbox"/> 10 minutes read to self <input type="checkbox"/> Written activity
SEL- social skills	Strengths Assessment and Integrity: What Would You Do?
Reading Work	 Snow Day review vocabulary journal Review your vocabulary journal, reading the words and definitions.
Math Work	Complete Review Day 3 in Packet  Day 3 - math.pdf
Science	Science Packet 3: Defining Problems & Brainstorming- Complete the entire packet and turn in to Ms. Ebbers when you return to school.
Social	Social Packet: Map Skills- Complete Map Skills packet and turn in to Mr. Campos when you return to school.
Music	Complete the “Time Signatures - 4/4” sheet.  Time Signatures 4/4.pdf
PE	Mc Gill: 30 min <u>workout</u> (Stretching, walk, jog, run, shovel snow, clean room, vacuum).
English Language Development (Miss Rossow)	LSRW Bingo

Band	<p>Link:  6th Band Elearning Packet.pdf</p> <p>Percussion:</p> <ul style="list-style-type: none"> • Complete #1-9 of the treble clef and bass clef worksheets below. <p>Treble Clef:</p> <ul style="list-style-type: none"> • Complete the “Musical Words - Treble Clef II.” <p>Bass Clef:</p> <ul style="list-style-type: none"> • Complete the “Musical Words - Bass Clef II.” <p>Everyone:</p> <ul style="list-style-type: none"> • Use the practice log for a practice session. Try to practice for 30 minutes. Use the worksheet to make sure you are playing the right notes.
------	--------------------------------------------------------------------------------------------------------------------------------------------------------------------------------------------------------------------------------------------------------------------------------------------------------------------------------------------------------------------------------------------------------------------------------------------------------------------------------------------------------------------------------------------------------------------------------------------------------------------------------------------------------------------------------------------------------------------------------------------------




Parent Signature _____



Sixth Grade E-learning Packet

Day 4

Date: _____

SEL- social skills	<u>SELF CONTROL STRATEGIES & COPING SKILLS</u>
Reading Work	<u>Snow Day Lesson 4</u> Four types of Disagreements.
Math Work	Complete Review Day 4 in Packet  Day 4 - math.pdf
Science	<u>Science Packet 4: Designing Solutions-</u> Complete the entire packet and turn in to Ms. Ebbers when you return to school.
Social	<u>Social Packet: Map Skills-</u>Complete Map Skills packet and turn in to Mr. Campos when you return to school.
Music	Complete the “Rests” sheet.  Rests.pdf
PE	Mc Gill: 30 min <u>workout</u> (Stretching, walk, jog, run, shovel snow, clean room, vacuum).
English Language Development (Miss Rossow)	<u>LSRW Bingo</u>
Band	<p>Link:  6th Band Elearning Packet.pdf</p> <p>Percussion:</p> <ul style="list-style-type: none"> • Complete numbers 1 & 3 of each treble clef and bass clef worksheet below. <p>Treble Clef:</p>

SEL- social skills	<u>SELF CONTROL STRATEGIES & COPING SKILLS</u>
Reading Work	<u>Snow Day Lesson 4 Four types of Disagreements.</u>
	<ul style="list-style-type: none"> • Complete the “Treble Clef - Ledger Lines.” Bass Clef: <ul style="list-style-type: none"> • Complete the “Bass Clef - Ledger Lines.” Everyone: <ul style="list-style-type: none"> • Use the practice log for a practice session. Try to practice for 30 minutes.

Parent Signature _____




Sixth Grade E-learning Packet

Day 5

Date: _____

Independent Reading	<input type="checkbox"/> 10 minutes read to self <input type="checkbox"/> 10 minutes read to self <input type="checkbox"/> Written activity
SEL- social skills	<u>BEHAVIORS & LOOKING AT ANOTHER PERSPECTIVE</u>
Reading Work	<u>6th Snow Day lesson 5.pdf</u> Web Catcher example
Math Work	Complete Review Day 5 in Packet <u>Day 5 - Math.pdf</u>
Science	<u>Science Packet 5: Developing & Using Models-</u> Complete the entire packet and turn in to Ms. Ebbers when you return to school.
Social	<u>Social Packet: Map Skills-</u> Complete Map Skills packet and turn in to Mr. Campos when you return to school.
Music	Complete the “Rhythmic Equations II” sheet. <u>Rhythmic Equations II.pdf</u>

PE	Mc Gill: 30 min <u>workout</u> (Stretching, walk, jog, run, shovel snow, clean room, vacuum).
English Language Development (Miss Rossow)	<u>LSRW Bingo</u>
Band	Link:  6th Band Elearning Packet.pdf Everyone: <ul style="list-style-type: none">• Find something fun to play! Use the practice log for a practice session. Try to practice for 30 minutes.

Parent Signature _____